






Una serena

e
Felice Pasqua



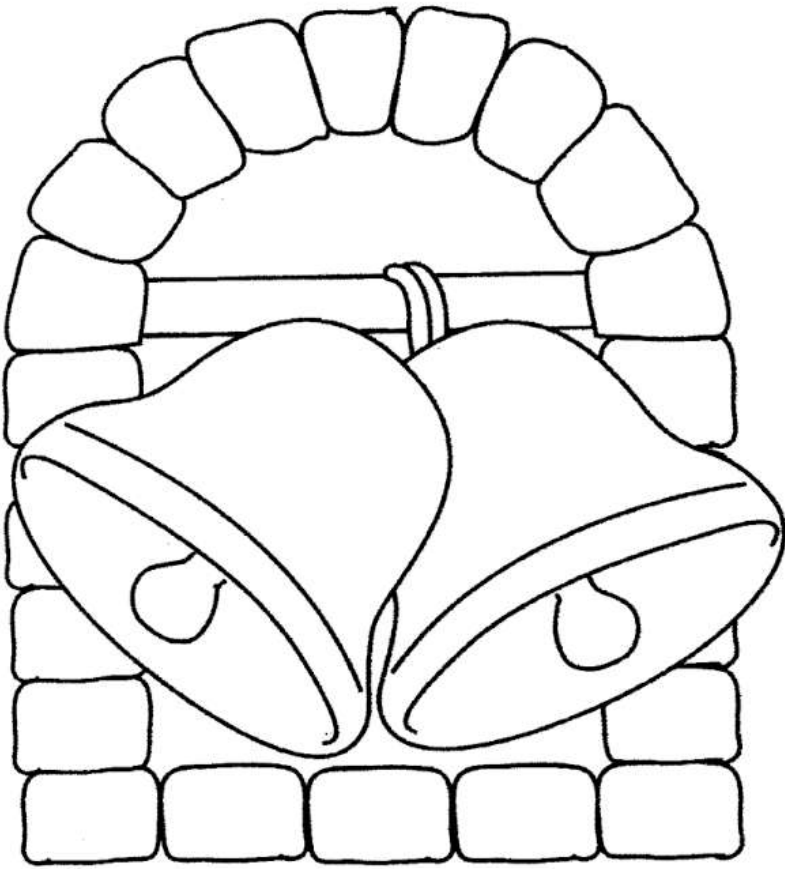
TANTI QUANTI



Attività: Sotto ad ogni uovo, colora tanti cerchietti quanti sono gli elementi contenuti al suo interno. Sai che cosa sono i segni dentro i cerchietti?

Obiettivo: Primo approccio ai numeri. Riconoscere simboli pasquali.

I simboli della Pasqua



Colora.



È Pasqua



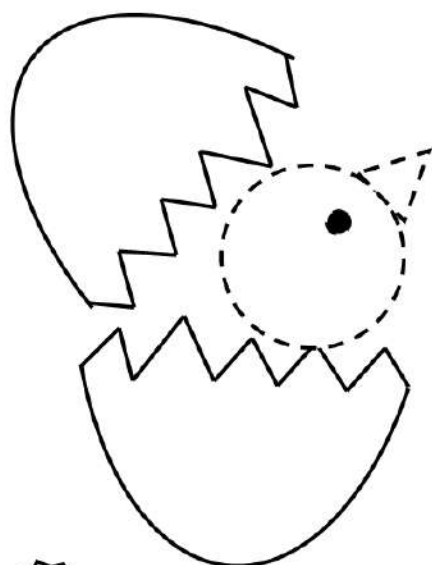




Le uova a sorpresa,
le rondini e i fiori
rallegran la Pasqua
di mille colori!
...ma il dono più bello
lo fa il redentore
portando a tutti
la pace nel cuore.

COMPLETA COME INDICATO:

ROSSO = PRIMA


GIALLO = DOPO

VERDE = POI





Un coniglio in...FORMA



Indicai come ditte le forme geometriche e colora i tuoi disegni.
Ritagliare le principali forme geometriche. Colorare con una legenda.

Buona Domenica delle Palme



TUTORIAL LAVORETTO PASQUA – CONIGLIETTO CON CUCCHIAIO DI PLASTICA

<https://www.youtube.com/watch?v=m8oUyM34Zg0>